

Specification

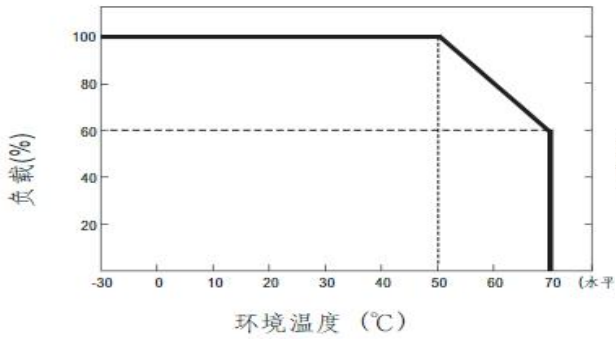
NO.				
Output	Model	KS39DU-1200100CU		
	DC Voltage	12V		
	Rated current	1.0A		
	Output current range	0~1.0A		
	Rated power(Max)	12W		
	Ripple and noise(Max)	100mVp-p		
	Voltage Tolerance Note.3	±3%		
	Line Regulation Note.4	±1%		
	Load Regulation	±3%		
	Set up, RiseTime Note.6	1000ms, 30ms, 50ms/230VAC 1500ms, 30ms, 15ms/115VAC (full load)		
input	Voltage Range Note.7	85~264VAC		
	Frequency Range	47~63Hz		
	Efficiency (Typical values)	83.0%		
	PF	0.6-0.7		
	AC current	MAX 2.0A/115VAC; 230VAC		
	Inrush current (Max)	35A/115VAC 65A/230VAC		
	Leakage Current (Max)	0.75mA/240VAC		
Protection	Short circuit protection	The power supply shall not be damaged by short between DC output and DC ground The power supply shall automatically restart when short to ground are removed		
	Overvoltage	110%~140% Rated output voltage Protection type: Diode clamp, output short circuit		
	Overcurrent	Protection type: Hiccup Mode; 1.3A-1.6A overcurrent protection at 100-240VAC Input voltage		
Environment	Operating temperature	-30~+45°C		
	Operating Humidity	20~90%RH, (Non-condensing)		
	Storage temperature, Hum	-40~+85°C, 10~95%RH		
	TEMP.Coefficient	±0.03%/°C (0~50°C)		
	Shock	10~500Hz, 2G 10Minute/Period, Period:60minute,alongX、Y、Z		
Safety Standards electromagnetic compatibility	Safety Standards	KC K60950-1; RoHS		
	Pressure	I/P-O/P: 4242VDC, I/P-FG: 2121VDC		
	Insulation resistance	I/P-O/P, I/P-FG: 100M Ohms/500VDC/25°C/70%RH		
	EMC Emission	Parameter	Standard	Test Level/Note
		Conducted emission	EN55032(CISPR32),FCC PART 15/CISPR22 CAN ICES-3(B)/NMB-3(B),CNS13438	Class B
		Radiated emission	EN55032(CISPR32),FCC PART 15/CISPR22 CAN ICES-3(B)/NMB-3(B),CNS13438,GB17625.1	Class B
		Harmonic current	EN61000-3-2,GB9254	Class A
		Voltage flicker	EN61000-3-3
	EMC immunity	Parameter	Standard	Test Level/Note
		ESD	EN61000-4-2	Level 3, 8KV air; Level 2, 4KV contact
		RF field susceptibility	EN61000-4-3	Level 2,3V/m
		EFT bursts	EN61000-4-4	Level 2,1KV
		Surge susceptibility	EN61000-4-5	Level 4,2KV/Line-line,4KV/Line-FG
		Conducted susceptibility	EN61000-4-6	Level 2,3V
		Magnetic field immunity	EN61000-4-8	Level 2,3A/m
Voltage dips, interruption		EN61000-4-11	>95% dip 0.5 periods,30% dip 25 periods,	
Other	MTBF	≥50Khrs MIL-HDBK-217F(25°C)		
	Size	58*40*29mm(L*W*H)		
	Package	100PCS/CARTON		
	DC Plug	5.5*2.1*10mm		
	ac plug	US Plug 2 pin		
Note	<ol style="list-style-type: none"> 1. Unless otherwise specified, all specifications are measured at 230VAC, rated load, and 25°C 70% RH. 2. DC voltage measurement method: measure at the socket terminal point under 50% load condition. 3. Ripple and noise measurement method: use a 12" twisted pair cable, and the terminal should be connected with 0.1uf and 47uf capacitors in parallel, and measure at 20MHz bandwidth. 4. Accuracy: Includes setting error, linear adjustment rate and load adjustment rate. 5. Linear adjustment rate measurement method: from low voltage to high voltage test under rated load. 6. Load regulation measurement method: 10%-100% from the rated load. 			



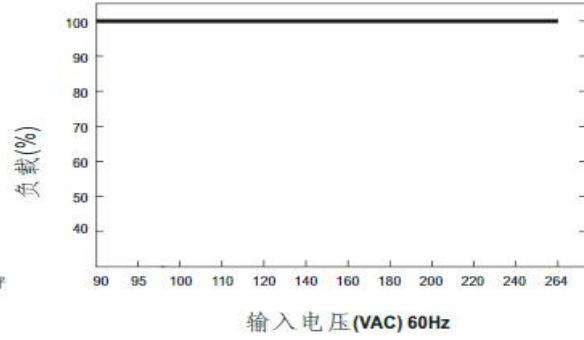
12W AC DC ADAPTER

US Plug Wall Mount Adapter

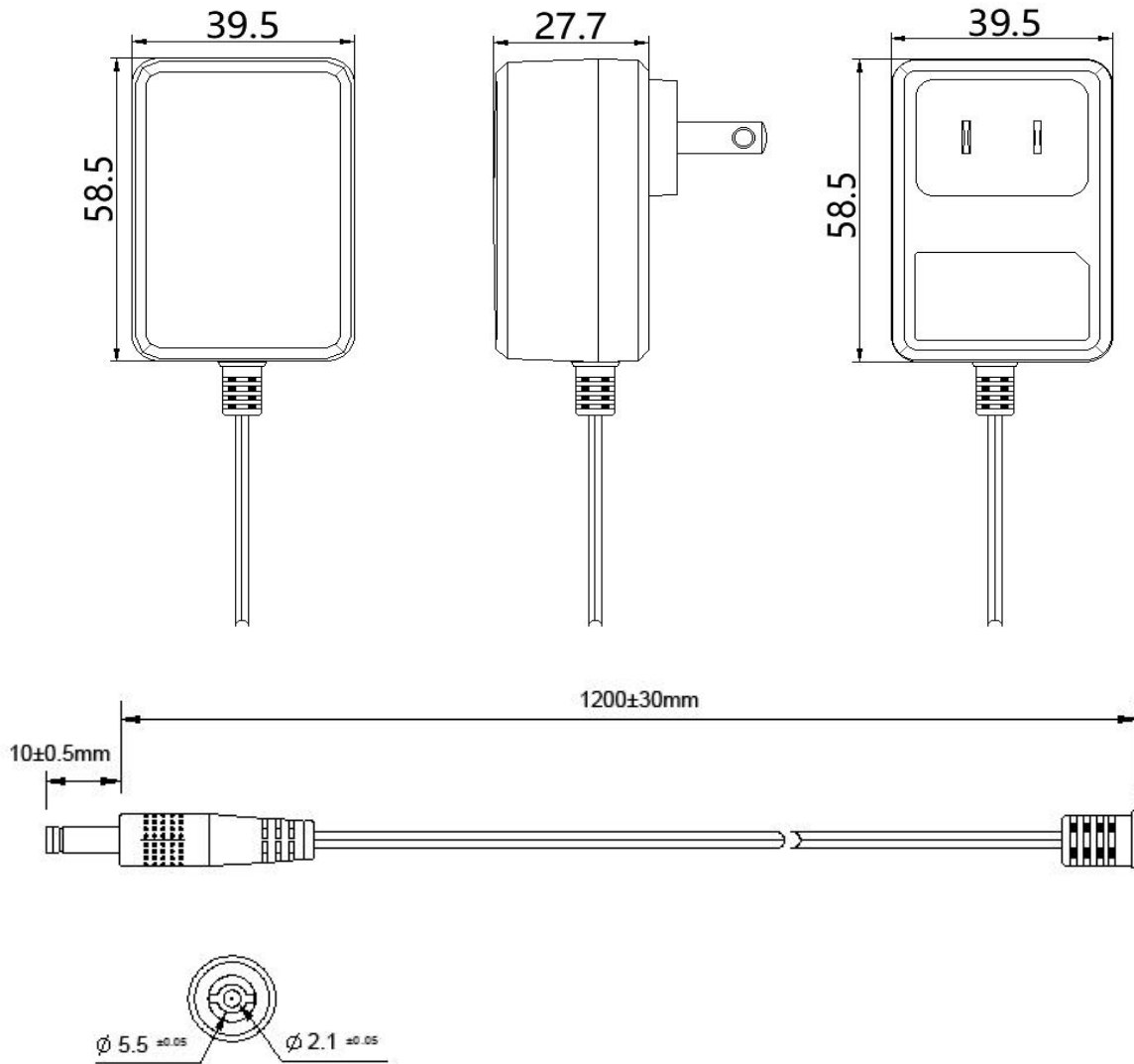
■ 减额曲线



■ 静态特性曲线



■ 机构尺寸



■ 装箱信息

重量/weight: 0.125kg/PCS

外箱/outer package: 56*23.5*36CM

包装/package: 100PCS/CARTON

极性: 内正外负

Polarity: Center Positive

